MINORITY STUDENTS ATTENDING **HOLYOKE COMMUNITY CHARTER SCHOOL** ARE **BEATING LOCAL AND STATEWIDE PEERS**

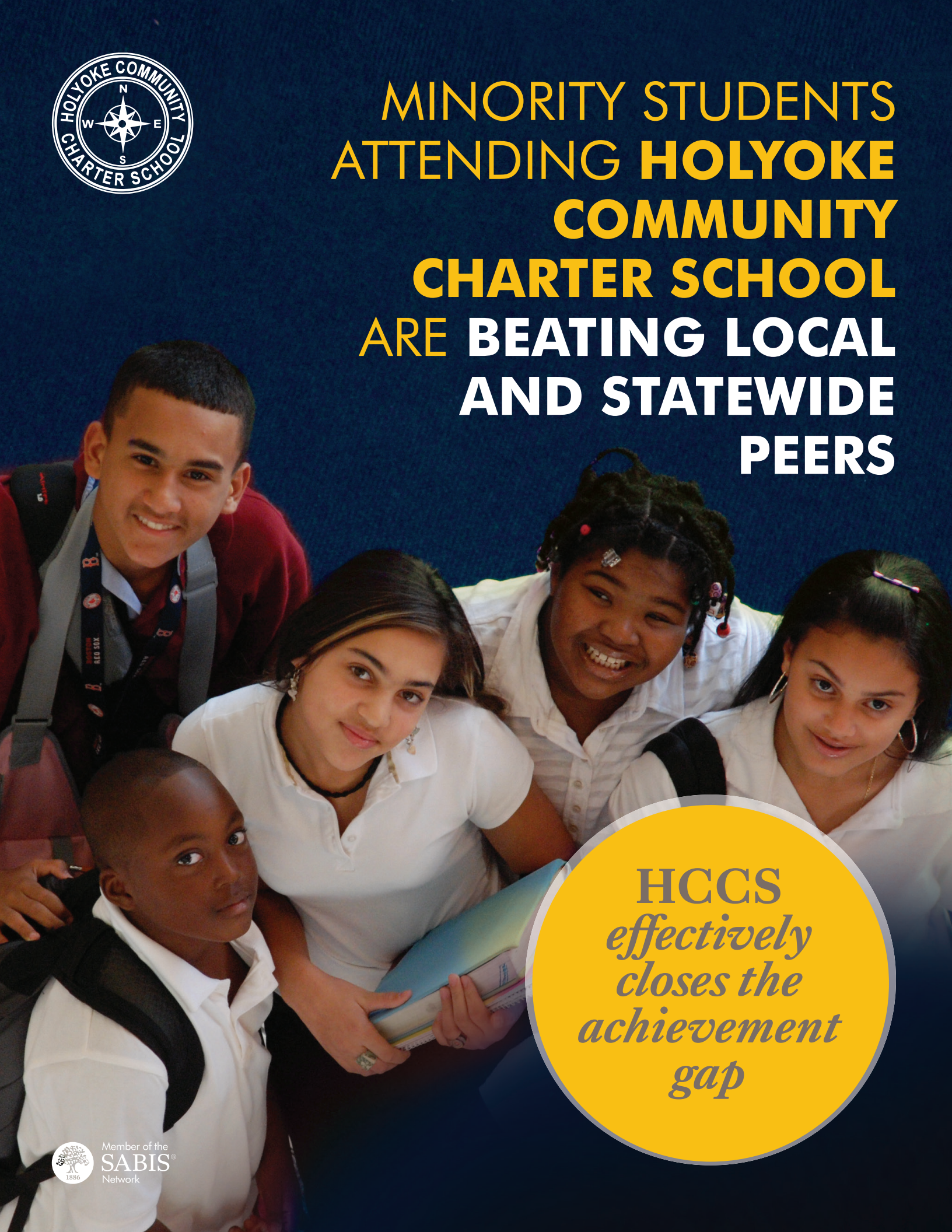

HCCS *effectively closes the achievement gap*

Member of the SABIS® Network

Welcome to HCCS!

Holyoke Community Charter School (HCCS), a member of the global SABIS® Network, opened its doors in 2005. HCCS currently educates 700 students in Kindergarten through Grade 8.

HCCS serves a diverse student population that is 89% Hispanic, 7% Caucasian, 2% African-American, and 2% multi-racial. Eighty-three (83) percent of HCCS students are eligible for free or reduced-price lunch.

HCCS implements the proven SABIS® Educational System, a comprehensive program that gives students a solid academic foundation and effectively closes the achievement gap. Through the SABIS® Educational System, minority students at HCCS outperform their peers in the district of Holyoke, the surrounding suburban communities, and the state of Massachusetts.

Closing the achievement gap between white and minority students in education is frequently referred to as the civil rights issue of our time. Public schools across the U.S. work daily to bridge the socio-economic and racial achievement gaps. While many public schools continue to struggle to bridge the gaps, HCCS has successfully proven its ability to close the achievement gap and deliver a top-quality education to all students.

Using results achieved on the 2014 Massachusetts Comprehensive Assessment System (MCAS) in English Language Arts (ELA) and math, this report compares the performance of Grade 8 minority (Hispanic/Latino) and low-income students at HCCS with their peers in the local district and the state.

The figures speak for themselves.

Read on to learn more about how HCCS is effectively closing the achievement gap!

2014 MCAS Results

The following series of graphs shows comparative performance of Grade 8 students on the 2014 MCAS exam for English Language Arts (ELA) and math. These graphs show the percentage of students achieving proficient/advanced and the Composite Performance Index[1] (CPI) by ethnicity and low-income subgroups. HCCS is #1 in all subgroups as compared to the host district, the state, and wealthy, surrounding, suburban districts.[2]

[1] CPI (Composite Performance Index) A 100-point index that assigns 100, 75, 50, 25, or 0 points to each student participating in MCAS and MCAS-Alt tests based on their performance. The total points assigned to each student are added together and the sum is divided by the total number of students assessed. The result is a number between 0 and 100, which constitutes a district, school or group's CPI for that subject and student group. The CPI is a measure of the extent to which students are progressing toward proficiency (a CPI of 100) in ELA and mathematics. CPIs are generated separately for ELA and mathematics, and at all levels — state, district, school, and student group.

[2] Holyoke shares a border with seven other districts. However, fewer than seven districts appear on some of the graphs because those districts have too few students in that particular subgroup and therefore the state does not release their performance results.

GRADE 8: ENGLISH LANGUAGE ARTS (ELA)

HISPANIC/LATINO STUDENTS

HCCS's Hispanic/Latino students are achieving significant results in ELA by the 8th grade. With 84 percent of the charter school's Hispanic/Latino 8th graders achieving proficiency, HCCS is outperforming the state by 26 percentage points and the host district by 47 points.

HCCS is outperforming the state by 26 percentage points and the host district by 47 points.

ELA: 2014 MCAS for Grade 8
Hispanic/Latino: Pct Proficient/Advanced

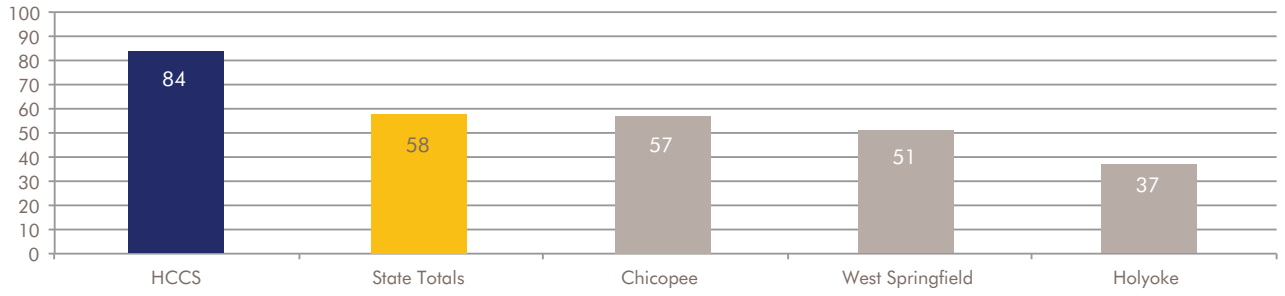

A comparison using the CPI shows similar results. HCCS's Hispanic/Latino 8th grade students are just 5 points shy of a perfect 100, while their statewide peers lag 21 points behind a perfect score.

ELA: 2014 MCAS for Grade 8
Hispanic/Latino: Composite Performance Index (CPI)

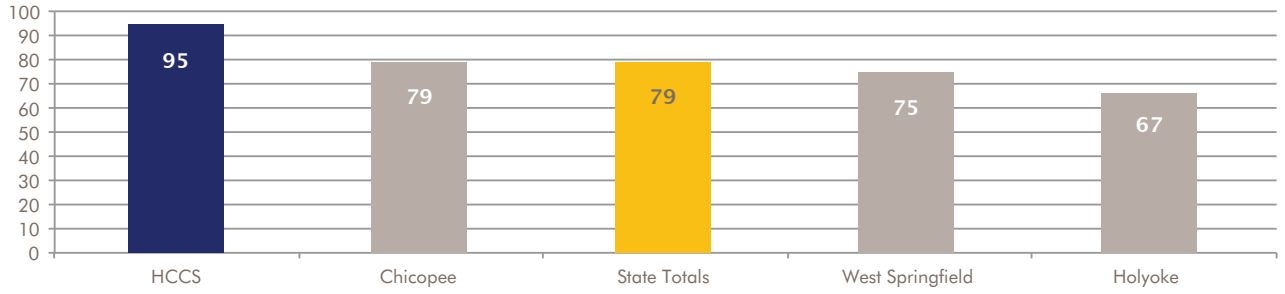

GRADE 8: ENGLISH LANGUAGE ARTS (ELA)

LOW-INCOME STUDENTS

Six of the seven districts surrounding Holyoke have a high enough representation of low-income students to result in the public release of performance data.

On the Grade 8 ELA exam, HCCS's low-income students achieved a higher proficient/advanced level than the state average for low-income students – 17 percentage points higher. In comparison to the host district of Holyoke, HCCS students outperformed their local peers by a significant margin of 2:1.

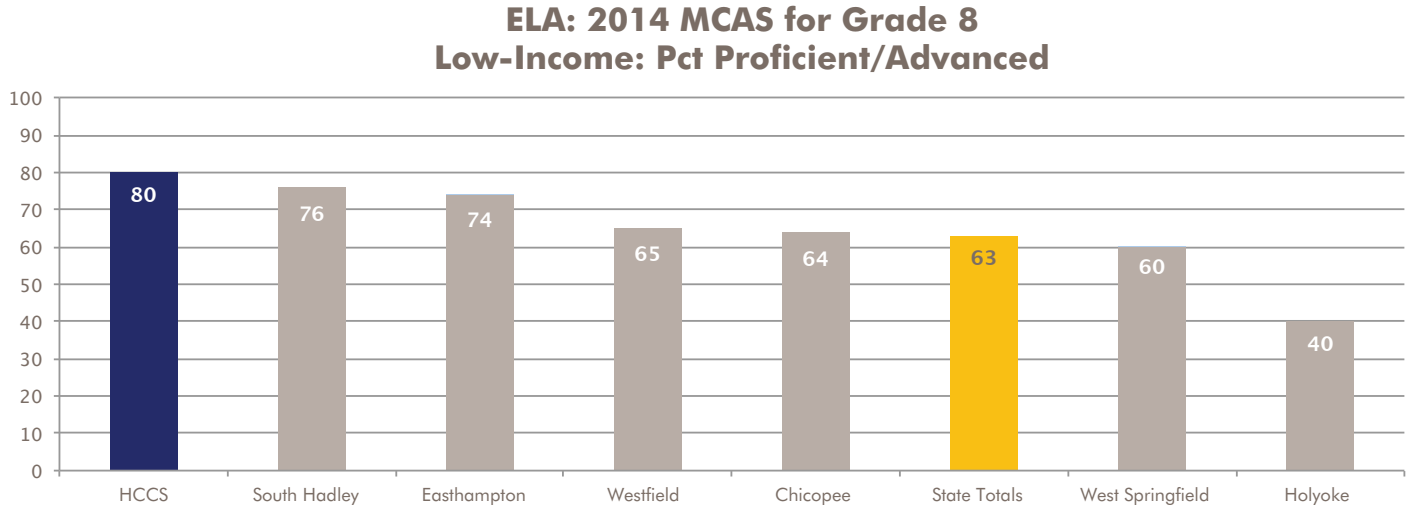

On the Grade 8 ELA exam, HCCS's CPI was 11 points higher than the state and as much as 25 points higher than the surrounding districts.

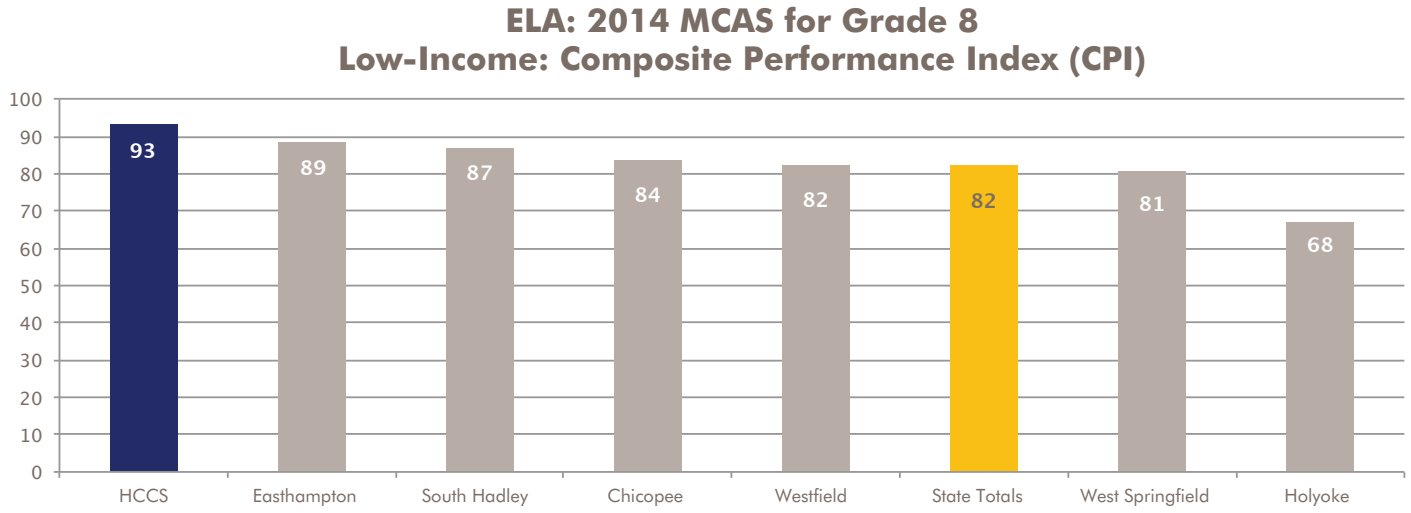

GRADE 8: MATHEMATICS

HISPANIC/LATINO STUDENTS

Hispanic/Latino students attending HCCS are more than twice as likely to achieve proficient or advanced on the MCAS math exam than their peers in nearby districts and the state. HCCS's Hispanic/Latino students performed 34 percentage points higher than West Springfield and the state and outperformed the host district by nearly 50 points.

HCCS Hispanic/Latino students performed 34 percentage points higher than West Springfield and the state and outperformed the host district by nearly 50 points.

MATH: 2014 MCAS for Grade 8
Hispanic/Latino: Pct Proficient/Advanced

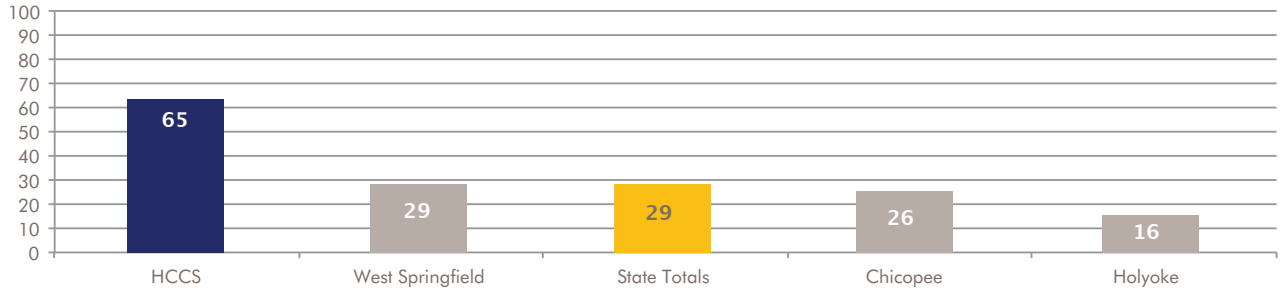

Using the CPI as a measurement, HCCS's Hispanic/Latino students outpaced the closest districts by 24 points and the state by 28 points.

MATH: 2014 MCAS for Grade 8
Hispanic/Latino: Composite Performance Index (CPI)

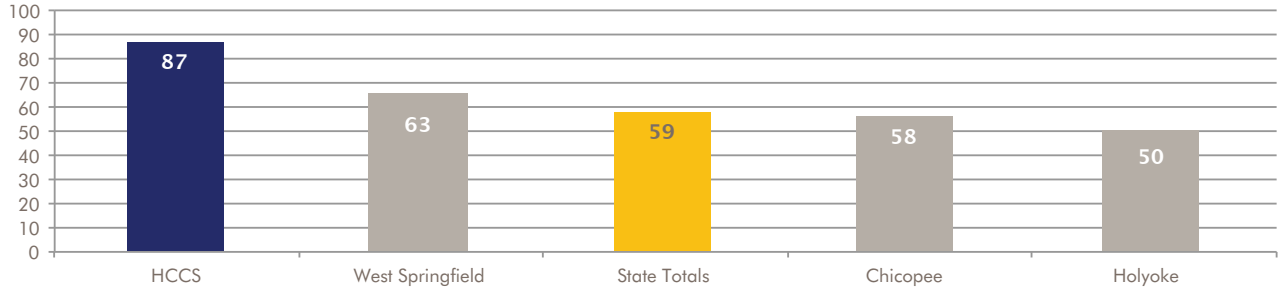

GRADE 8: MATHEMATICS

LOW-INCOME STUDENTS

A Grade 8 low-income student attending HCCS has a significantly greater chance of achieving proficiency in math than in any of the surrounding districts or statewide. HCCS's 8th grade math proficiency score was nearly 20 points higher than the closest surrounding district, West Springfield, and 28 points higher than the state. In Easthampton, a mere 17 percent of low-income 8th graders achieved proficiency. This is 43 points lower than HCCS.

Students attending HCCS have a significantly greater chance of achieving proficiency in math than in any of the surrounding districts or statewide.

MATH: 2014 MCAS for Grade 8
Low-Income: Pct Proficient/Advanced

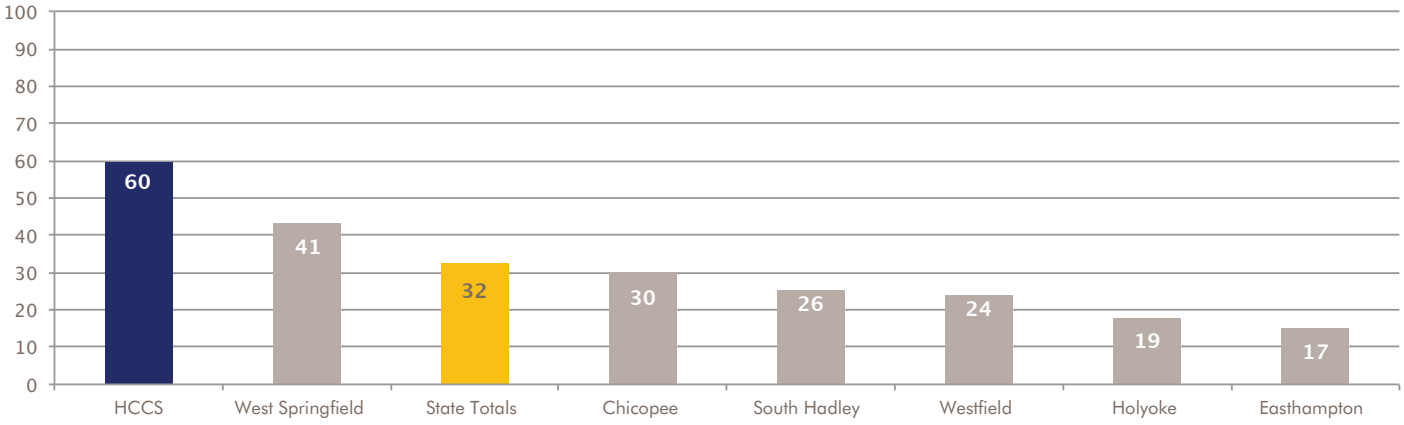

Similarly, using CPI as the measuring stick, HCCS outperformed all other surrounding districts and the state by substantial margins.

MATH: 2014 MCAS for Grade 8
Low-Income: Composite Performance Index (CPI)

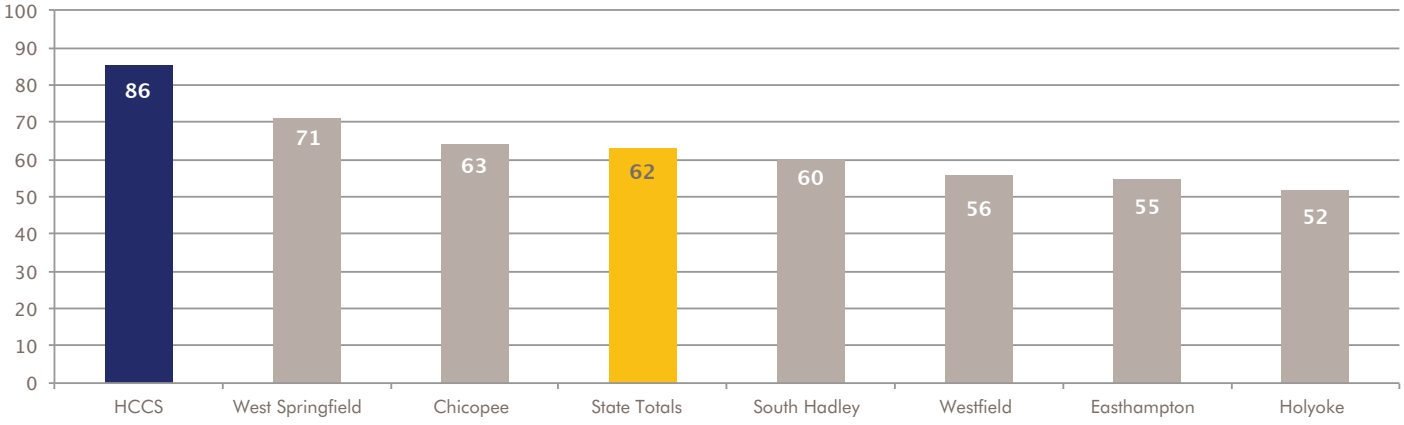

2200 Northampton St., Holyoke, MA 01040, U.S.A.
Tel: (+1) 413 533 0111 **Fax:** (+1) 413 536 5444
E-mail: hccs@sabis.net **Website:** hccs.sabis.net